

# PARENT HELP GUIDE

## Step 1. Download the App

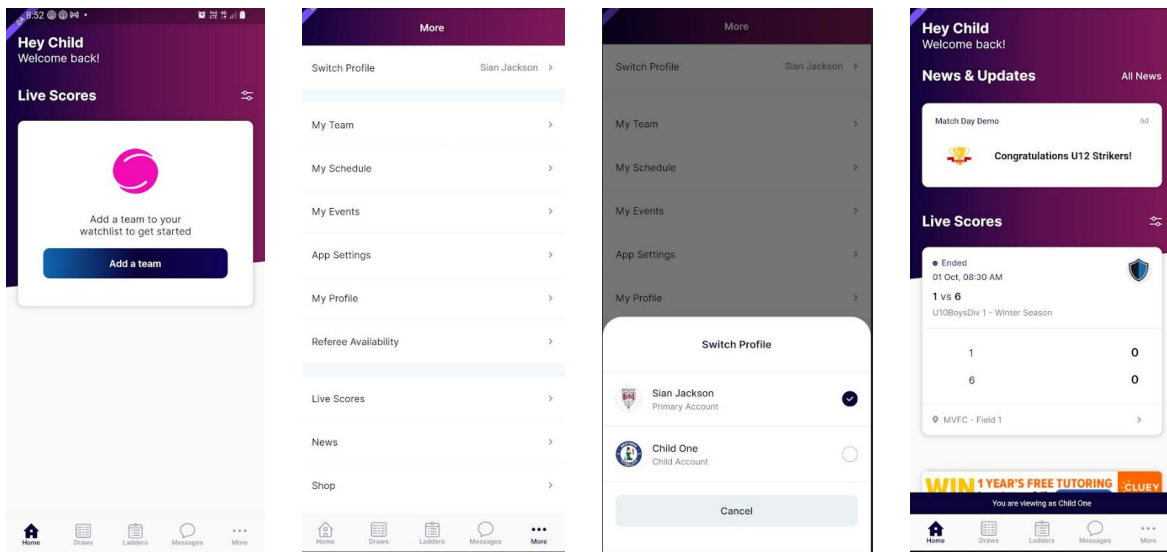
IOS App Store - <https://apps.apple.com/us/app/squadi/id1614546003>

Google Play - <https://play.google.com/store/apps/details?id=com.wsa.squadi>

## Step 2. Switching between child and parent profiles

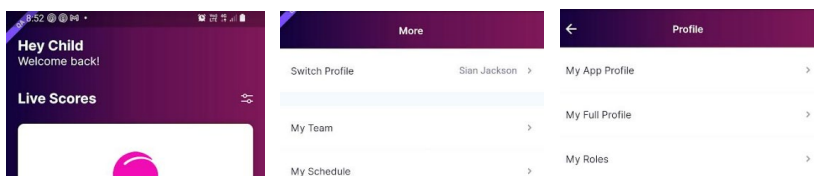
Open Squadi app log in > select the 3 dots on the bottom right-hand side > switch profile appears on the top > select the name > notice when switching profiles the child's name appears on the home screen after Hey and also a blue line at the bottom of the screen to remind you that you have switched to another profile

Please note: if you do not see your child's name here you may not be linked, see below steps to link your child's profile.

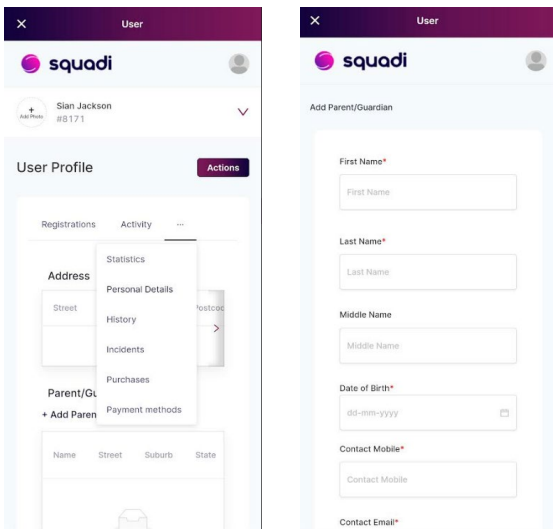


## Linking Child's Profile

Select the 3 dots > more option the bottom right-hand side of the screen > my profile > my full profile



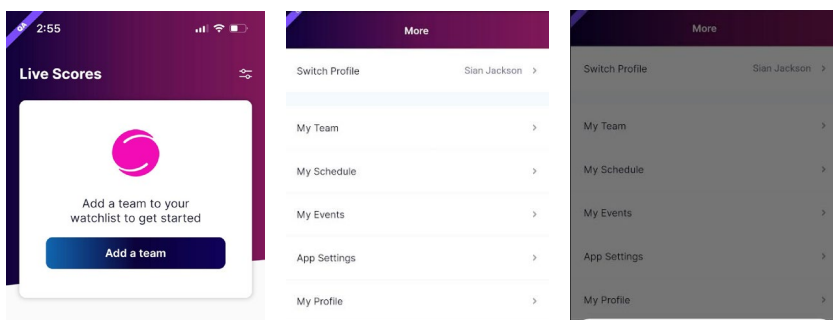
Select the 3 dots next to activity > personal details > add parent/guardian > complete details and save > if you already have an account in Squadi it will appear to be selected.



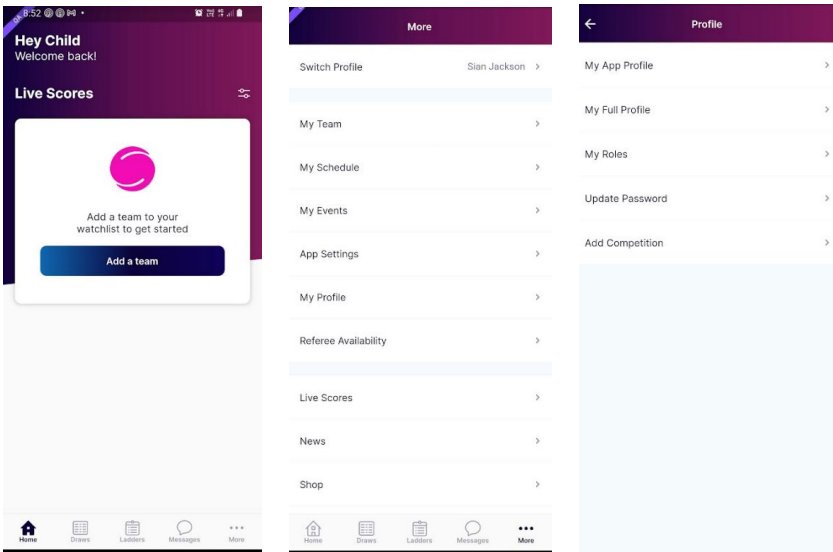
You should now be linked to your child, follow Step 2 above to toggle between the accounts. If you have issues, please contact your club administrator.

## Giving a child their own Log In

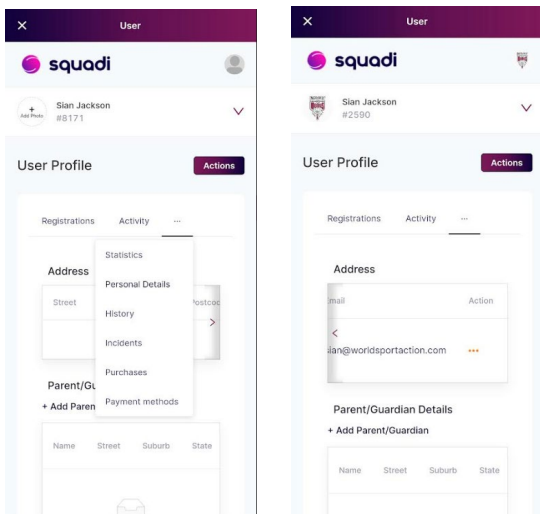
Open Squadi app and be logged in > select the 3 dots on the bottom right-hand side > switch profile appears on the top > select the child's name



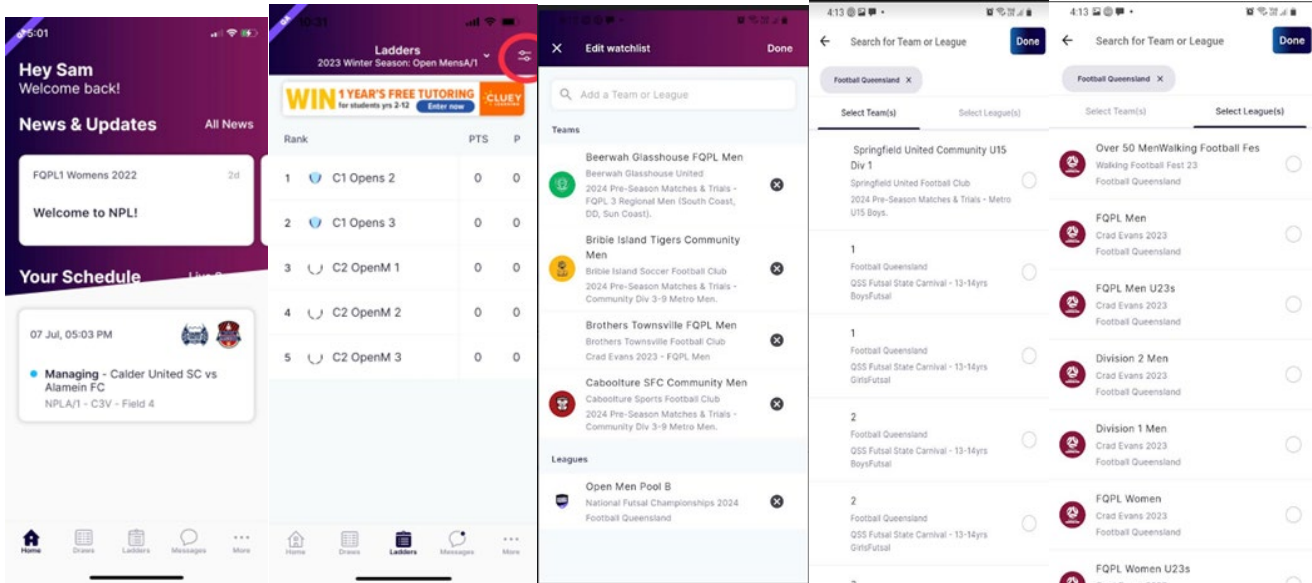
Select the 3 dots and more option the bottom right-hand side of the screen > my profile > my full profile



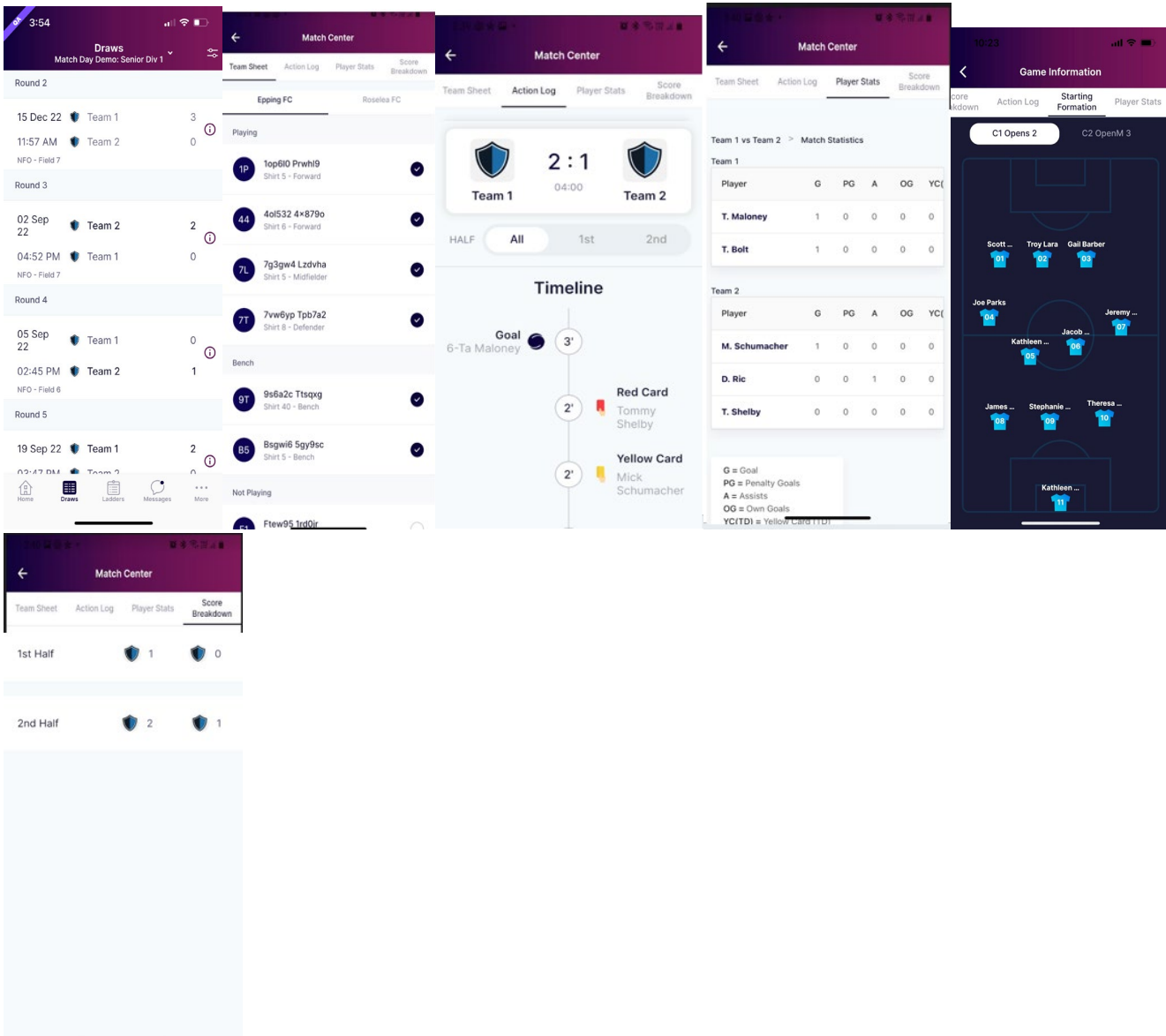
Select the 3 dots next to activity > personal details > the box titles address > scroll to the right hand-side > select the 3 dots and edit > complete details and save > the child will then have the ability to login using their own email address



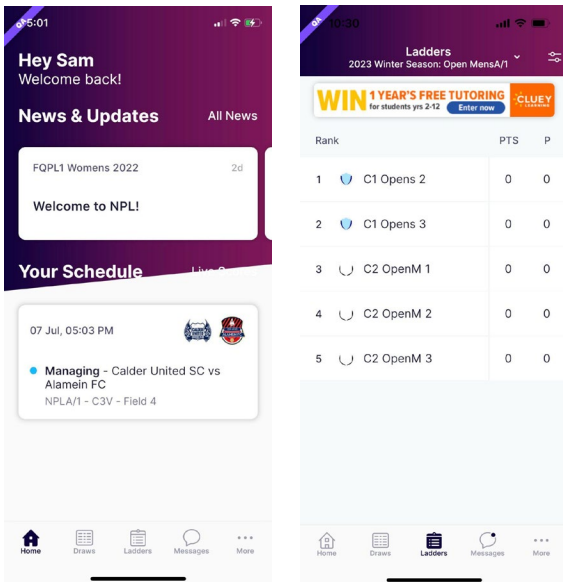
**Step 3.** Adding and editing teams from your watchlist - Select 'Ladders or Draws' then select the edit icon in the top right corner. Here you can remove teams or leagues or add additional teams or leagues by searching your club or organisation.



**Step 4. Viewing Draws and Match Statistics** - Select 'Draws' from the bottom menu. Here you can select the info icon and view score team sheet, breakdown, Action log, starting formation (if being used) and player statistics.



**Step 5. Viewing the Ladder -** Select the ladder icon from the bottom menu. Here you can scroll across to view each column of the ladder.



**Step 6. Adding and editing teams from your watchlist -** Select 'Ladders or Draws' then select the edit icon in the top right corner. Here you can remove teams or add additional teams by searching your club.

